
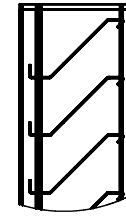
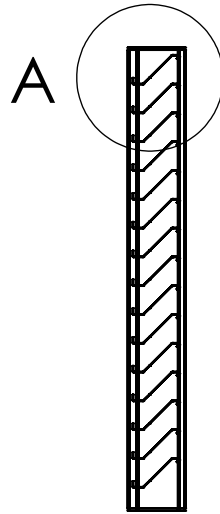

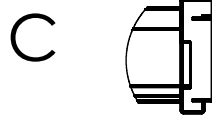
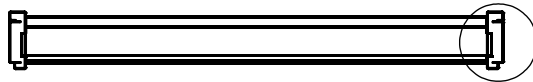


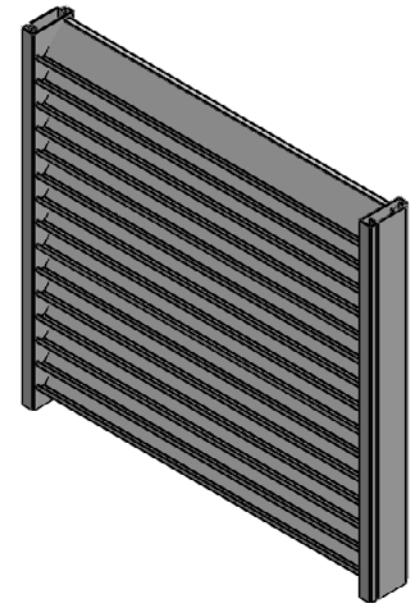
**BRICK LOUVRE****FRONT VIEW****ISOMETRIC VIEW****CROSS-SECTIONAL VIEW**



DETAIL A  
SCALE 1 : 10



DETAIL C  
SCALE 1 : 10



		DIMENSIONS ARE IN INCHES TOLERANCES: FRACTIONAL ± ANGULAR: MACH ± BEND ± TWO PLACE DECIMAL ± THREE PLACE DECIMAL ±		NAME	DATE	PANELEX INDUSTRIES		
		MATERIAL: 0.080 ALUMINUM		R,R	11/05/14			
		FINISH: POST PAINTED; COLOR AS PER CLIENT REQUEST		CHECKED		BRICK VENT TYP.		
NEXT ASSY		USED ON		ENG APPR.				
APPLICATION		DO NOT SCALE DRAWING		MFG APPR.				
				Q.A.				
				COMMENTS: FABRICATED LOUVRE BLADES. NO EXPOSED FASTENERS. WELDED TO THE FRAME (NO VISIBLE WELDS). POST PAINTED IN A DURANAR/DURACRON FINISH. ANY COLOR MATCH POSSIBLE.		SIZE <b>A</b>	DWG. NO. BRICK VENT 1	REV.
						SCALE: 1:20	WEIGHT:	SHEET 1 OF 1

**PROPRIETARY AND CONFIDENTIAL**  
THE INFORMATION CONTAINED IN THIS DRAWING IS THE SOLE PROPERTY OF PANELEX INDUSTRIES LD. ANY REPRODUCTION IN PART OR AS A WHOLE WITHOUT THE WRITTEN PERMISSION OF PANELEX INDUSTRIES LTD. IS PROHIBITED.